



**SETALITE**



# SOLAR TUBULAR BATTERIES

Meets IEC 61427-1SPEC



**Low  
Maintenance**



**Extra  
Power**



**Advance  
Technology**

Follow us :    [www.setalitebatteries.com](http://www.setalitebatteries.com)

**+ 91- 9289120320**

## SOLAR BATTERY

Model No.	Capacity @C10	Dimension ±3mm	Weight (kg)+/-2%	Nominal Voltage
SB- 20	20AH	240 x 305 x 170	15.5	12 Volt
SB- 40	40AH	245 x 410 x 174	23.5	12 Volt
SB- 60	60AH	245 x 410 x 174	31.5	12 Volt
SB- 75	75AH	285 x 510 x 285	35	12 Volt
SB- 100	100AH	280 x 520 x 290	52	12 Volt
SB- 120	120AH	440 x 510 x 190	56	12 Volt
SB- 150	150AH	440 x 510 x 190	60	12 Volt
SB- 200	200AH	440 x 510 x 190	65	12 Volt
SB- 220	220AH	440 x 510 x 190	69	12 Volt

## Features:

1. Spines are casted on high pressure die casting machines
2. High purity lead oxide is used for active material
3. Heavy durable polypropylene copolymer container
4. Less electrical resistant /high porosity tubular bag
5. High oxidation resistant /high porosity Polyethylene separator
6. Charging of batteries done on most advanced temperature controlled acid recirculation system.
7. Consistent Backup throughout life.
8. Low Self Discharge.
9. Low Water Loss.
10. Water level indicators to check electrolyte level
11. Setalite Solar Battery meets IEC: 61427-1 specification
12. Cycle life as per (80%DOD) 1500
13. Cycle life as per (20% DOD) 5000

## Application:

- Supplied in factory change condition.
- Ensuring High Quality.
- Environment Friendly.

**C10 RATING**





**SETALITE**



# TALL TUBULAR BATTERIES



**Low  
Maintenance**



**Extra  
Power**



**Advance  
Technology**

Meets IS : 13369

Follow us :    [www.setalitebatteries.com](http://www.setalitebatteries.com)

**+ 91- 9289120320**

## C20 Tubular Battery

Model No.	Capacity @C20	Dimension $\pm 3\text{mm}$	Weight (kg) $\pm 2\%$	Nominal Voltage
DC- 100	100AH	280 x 520 x 290	32.5	12 Volt
TT- 1000	100AH	440 x 510 x 190	50	12 Volt
TT- 1200	120AH	440 x 510 x 190	52	12 Volt
TT- 1350	135AH	440 x 510 x 190	54	12 Volt
TT- 1500	150AH	440 x 510 x 190	57.5	12 Volt
TT- 1800	180AH	440 x 510 x 190	61	12 Volt
TT- 2000	200AH	440 x 510 x 190	63	12 Volt
TT- 2200	220AH	440 x 510 x 190	65	12 Volt
TT- 2400	240AH	440 x 510 x 190	69	12 Volt
TT- 2600	260AH	440 x 510 x 190	72	12 Volt
ST- 15024	150AH	280 x 520 x 290	52	12 Volt
ST- 20024	200AH	280 x 520 x 290	63.5	12 Volt

### Features:

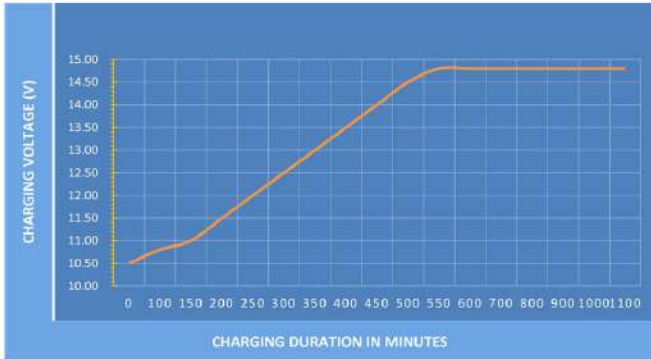
- ▶ Low maintenance and high Performance.
- ▶ Spines are made on pressure die casting machine.
- ▶ High Purity Lead oxide for Active Material.
- ▶ More Electrolyte per Ampere Hour.
- ▶ Quick Recovery from deep Sulphation.
- ▶ High Durability PPCP container.
- ▶ Less Electrical Resistance/high porosity gauntlets used.
- ▶ Meets IS : 13369 Specification

### Application:

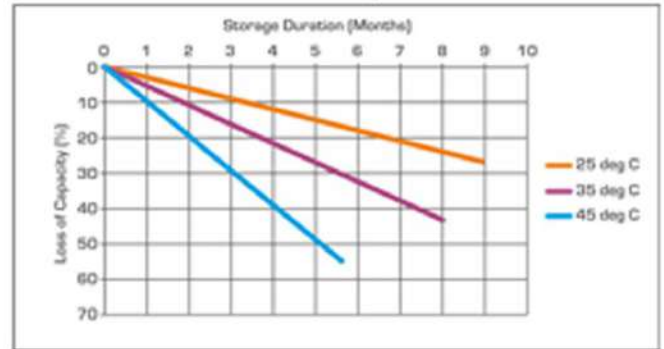
- ▶ Supplied in Ready to use Factory charge condition.
- ▶ High Quality and longer life
- ▶ Less topping up of DM water.



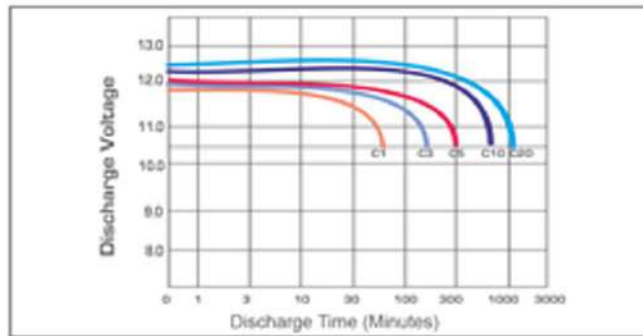
**Charging Profile**



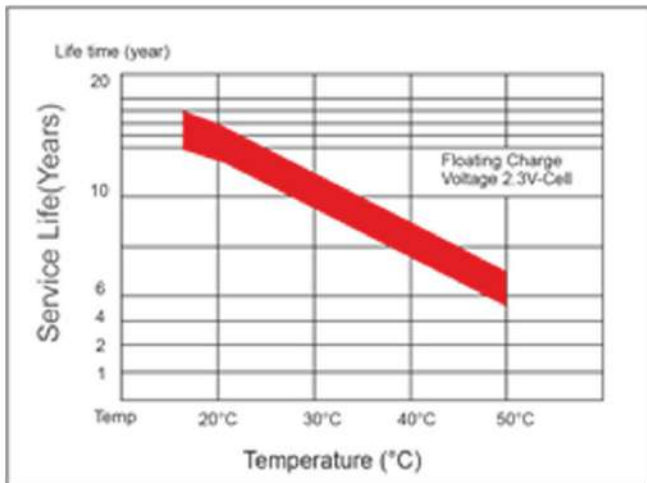
**Self Discharge Characteristics @ Different Temperature**



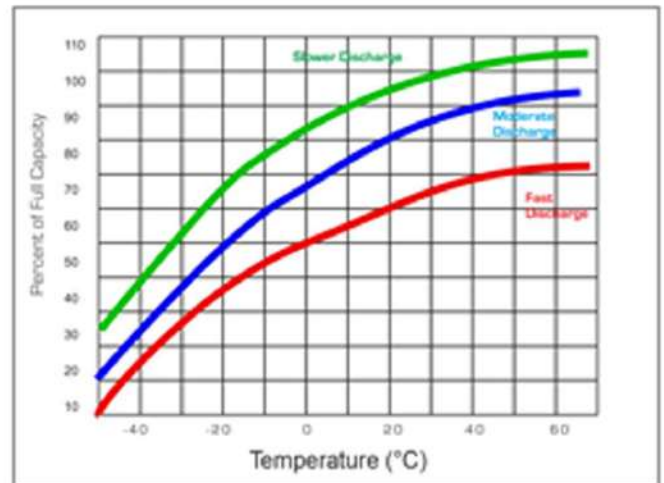
**Discharging Characteristics at various rates @ 27°C**



**Service (Float) Life and Temperature**



**Expected Capacity vs Temperature**



Poly Components Material :- Polypropylene Co polymer

Watering system :- Individual to every cell in Monobloc

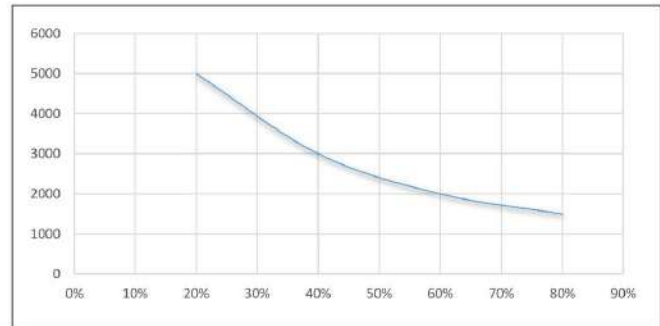
Color :- White & Blue

Testing Parameters :- IS 13369: 1992 & IEC 61427 – 1

### Specific Gravity & Self Discharge w.r.t. Temperature

	Add	Subtract
CHARGING TEMPERATURE COMPENSATION	0.005 volt per cell for every 1°C below 25°C 0.0028 volt per cell for every 1°F below 77°F	0.005 volt per cell for every 1°C above 25°C or 0.0028 volt per cell for every 1°F above 77°F
OPERATIONAL DATA	Operating Temperature -4°F to 131°F (-20°C to +55°C) At temperatures below 32°F (0°C) maintain a state of charge greater than 60%.	Self Discharge As per discharge Graph

### Expected Life



### Charging Instructions

Charger Voltage Settings (at 77° F/ 25°C)			
System Voltage	12V	24V	48V
Maximum Charge Current	0.2C10		
Maximum Absorption Phase Time (hours)	4		
Absorption Voltage	14.4	28.8	57.6
Float Voltage	13.6	27.2	54.4
Equalization Voltage	16	32	64
Do not install or charge batteries in a sealer or non- ventilated compartment. Constant under or overcharging will damage the battery and shorten its life as with any battery.			
Periodic Charge	Provide a periodic freshening charge to maintain a SOC greater than the threshold of 70%		

### Comparison in between Setalite Tubular V/S AGM VRLA

S.No	Parameter	Setalite Tubular	AGM VRLA
1	Plate Technology	Tubular	Flat Pasted Plate
2	Life w.r.t Application	Excellent performance on cyclic application	Not good for deep cycle application.
3	Application	"Power Backup Solution-Solar/Inverter/UPS Suitable for Float Application above 1 Hour discharge rate"	"Power Back up - Inverter/UPS Good for float & stand by application"
4	Electrolyte	Free Flow Electrolyte	Electrolyte in- between AGM
5	Water Loss	Low	Negligible
6	Water Top up	Low water top up	No water top up throughout Warranty Life
7	Life Extension	Long life with regular water top up	Not Applicable
8	Self Discharge	Low <3.0%	Very Low < 2.0%
9	Life Cycle w.r.t DOD @27° C @ 80% DoD	1100 Cycle	450 Cycle
10	Spillage	Low Spill-proof	Spill-proof
11	Fumes	Low Fumes	No
12	Recovery in PSOC	Excellent	Low
13	Charger Settings	Generic set point for chargers	Required special set point for chargers
14	Operating Temperature Range	Upto +55 Degrees	-15 Degrees to +40 Degrees
15	Terminal Type	L-Type Terminal	Stud Type Terminal

Terminal Type :- Inverter L bolt size:M8	Vent Plug Type :- M28 coin Type with PP disc	Water Level Indicator M30	Vent Plug Type :- M30 Dummy Plug
